

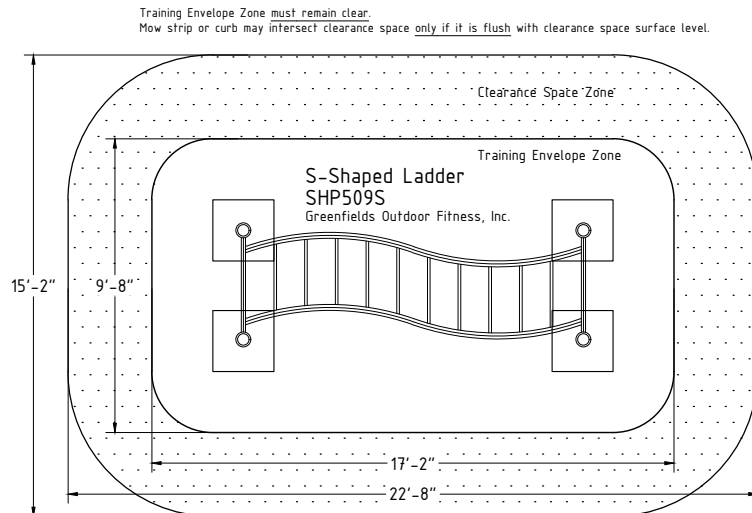


**See it in
your space!**

Greenfields offers custom site design, helping ensure you best utilize the available area to maximize benefits to the end users.



UNIT DIMENSIONS (INCLUDING CLEARANCE SPACE)

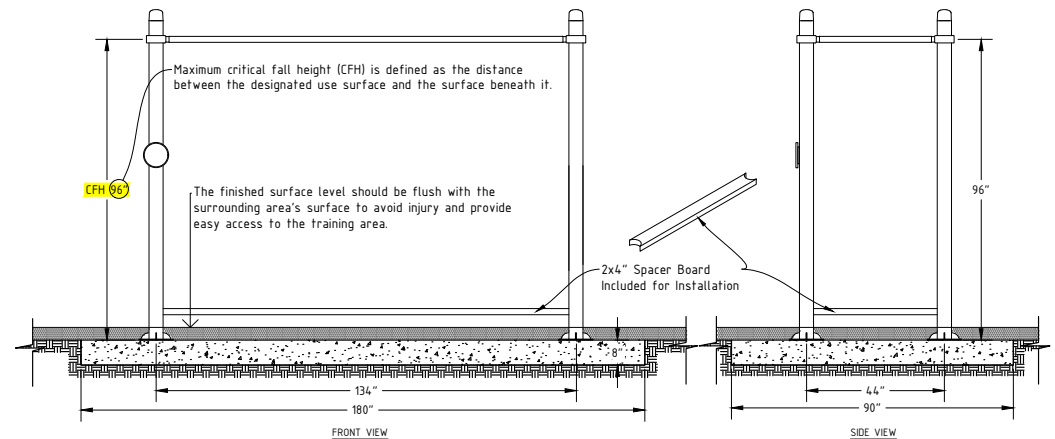


***Maximum critical fall height (CFH) is defined as the distance between the designated use surface and the surface beneath it.**

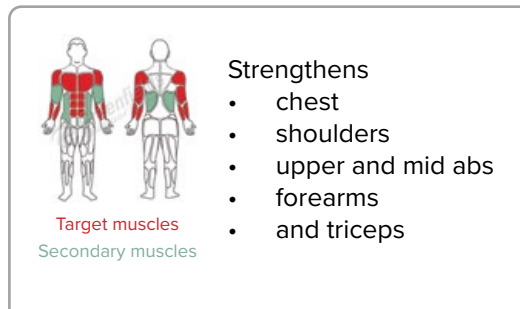
What surfacing should I use? Surfacing requirements and recommendations vary depending on several aspects of each project. Contact us and we can help you determine what's right for your space.

In order to honor our commitment to quality and safety, Greenfields Outdoor Fitness reserves the right to make changes and revise the design specifications without notice. Greenfields' units are designed to accommodate the majority of users age 14 and above; however, due to the nature of outdoor fitness equipment, units are "one size fits most." Greenfields Outdoor Fitness, Inc. shall not be liable for any personal injury to any person resulting from the use of this exercise equipment.

SIDE VIEW OF THE UNIT




Unit Dimensions	L140" x W50" x H120"
Unit Dimensions (including clearance space)	L22'8" x W15'2"
Unit Height	120"
Users	1
Critical Fall Height (CFH)*	96" (USA)



Greenfields' Horizontal Ladder strengthens leg muscles and improves cardiovascular endurance.

User Instructions

- Grasp a bar at one end of unit.
- With body freely hanging, travel length of unit, grasping bars with alternating hands.
- Grip any outward-facing bar with both hands.
- Pull your body upward until the chin is level with the bar.
- Lower body and then repeat according to your capability.



User Guidelines

- No children under the age of 14 allowed without adult supervision.
- User assumes all risk and responsibility for using this exercise equipment.
- Consult a physician prior to starting any physical fitness training program. Potential users with known adverse health conditions should not use this equipment. Before using the equipment, check for loose parts, breaks, cracks, or other conditions needing attention.
- Perform exercises according to instructions on each piece of the equipment.
- Breathe normally during physical activity.
- Perform resistance exercise according to instructions in a slow, controlled manner over the full range of motion.
- Performing the movements too quickly may result in an injury. Use the equipment only within your capabilities.
- Pay attention to how your body feels. In the event that pain or discomfort occurs, stop the exercise immediately and consult your physician.
- Rest and recovery are important between sets and exercises. Allow 2 minutes of rest between sets of exercises or sessions.
- Keep fingers, toes, and hair or other non-participant body parts away from equipment elements during exercise.
- Keep a safe distance from exercise equipment when in use by others.

Materials & Design

All Greenfields units are powder coated and galvanized to stand up to harsh climates. Our tamper-resistant hardware ensures that units last even in challenging urban environments. Contact us for detailed technical specifications.

Main unit structure warranty: 10 years.
Contact us for detailed warranty information.

SHP509S S-Shape Ladder specification

- A. Separate user age guideline sign mounted on main unit post.

The Greenfields Outdoor Fitness App is here to help you on your fitness journey. With it you can:

- Locate outdoor gyms closest to you
- Learn how to use each piece of equipment
- Scan to watch demo videos
- Keep track of each workout
- See your progress over time

Features detailed user instructions, including a QR code linking to a video demonstration.

Customer Support Center is available to assist with installation and technical questions.



VIEW THE WEB PAGE

<https://gfoutdoorfitness.com/s-shaped-fitness-ladder/>



Greenfields' improved design means greater user safety and product durability - part of our longstanding commitment to bring users only the best in the outdoor fitness experience.